




## CAST IRON SLOTTED ANGLE PLATES



- Manufactured from good quality seasoned casting.
- Properly hardened & ground from all the sides.
- Properly Machined 90° Square.



Cat. No.		Length		Width		Height
Open End	Inch	mm	Inch	mm	Inch	mm
GPA-7025	3	75	2-1/2	63		2
GPA-7026	3-1/2	90	3	75		2-1/2
GPA-7027	4-1/2	115	3-1/2	90		3
GPA-7028	6	150	5	125		4-1/2
GPA-7029	7	175	5-1/2	140		4-1/2
GPA-7030	8	200	6	150		5
GPA-7031	9	225	7	175		6
GPA-7032	10	250	8	200		6
GPA-7033	12	300	9	225		8
Cat. No.		Length		Width		Height
Webbed End	Inch	mm	Inch	mm	Inch	mm
GPA-7034	3	75	2-1/2	63		2
GPA-7035	3-1/2	90	3	75		2-1/2
GPA-7036	4-1/2	115	3-1/2	90		3
GPA-7037	6	150	5	125		4-1/2
GPA-7038	7	175	5-1/2	140		4-1/2
GPA-7039	8	200	6	150		5
GPA-7040	9	225	7	175		6
GPA-7041	10	250	8	200		6
GPA-7042	12	300	9	225		8



[www.garvintools.com](http://www.garvintools.com)